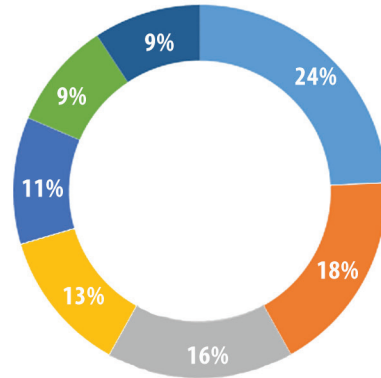


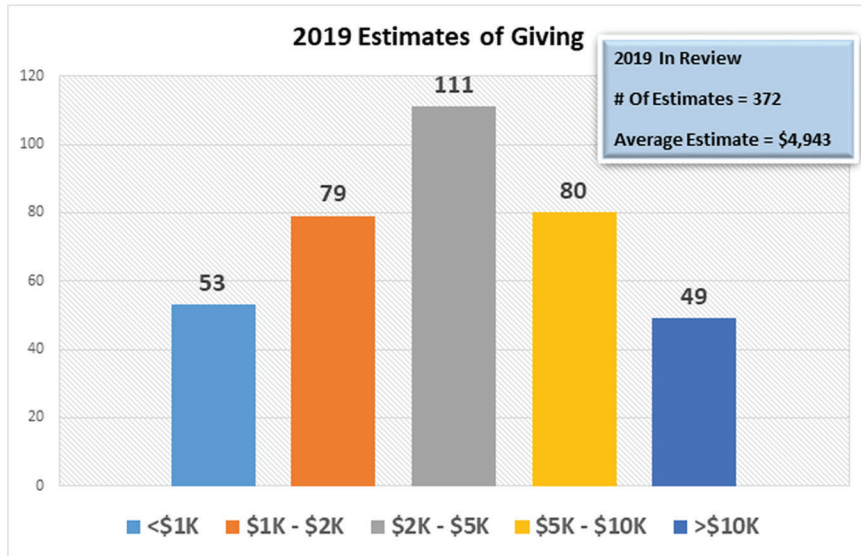
# FAITHFUL GIVING 2020

Help our church thrive and grow in 2020. Our church depends on the financial support of its members to carry out the ministries and programs that allow West End United Methodist Church to be the loving light of Christ, connecting, transforming.

## Where does my giving go?



Each and every gift to our church is appreciated. Help our church plan for the coming year by turning in an Estimate of Giving card by November 10, and when you do, please prayerfully consider increasing your investment in our church.

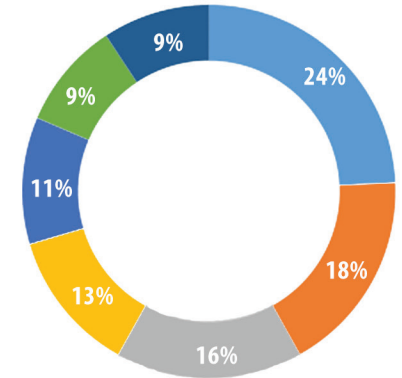


Estimate of Giving cards available in the pew racks.  
**You can also make your Estimate of Giving online at [westendumc.org/estimatetnow](http://westendumc.org/estimatetnow).**

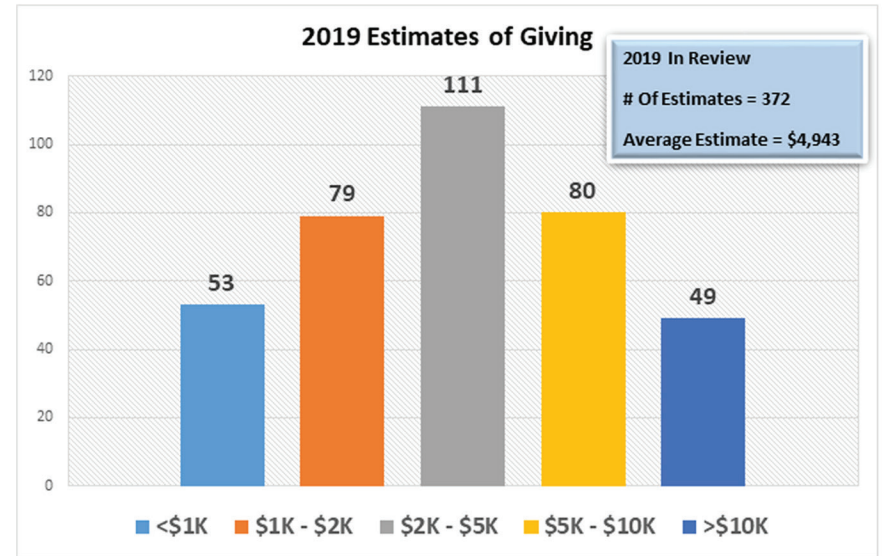
# FAITHFUL GIVING 2020

Help our church thrive and grow in 2020. Our church depends on the financial support of its members to carry out the ministries and programs that allow West End United Methodist Church to be the loving light of Christ, connecting, transforming.

## Where does my giving go?



Each and every gift to our church is appreciated. Help our church plan for the coming year by turning in an Estimate of Giving card by November 10, and when you do, please prayerfully consider increasing your investment in our church.



Estimate of Giving cards available in the pew racks.  
**You can also make your Estimate of Giving online at [westendumc.org/estimatetnow](http://westendumc.org/estimatetnow).**